



Submersible Pump

BIA~JH400

BIA~JH40011

BIA~JH550

BIA~JH550B

BIA~JH750B

BIA~JH900

BIA~JH8003P



White International Pty Ltd, A.B.N. 48 000 119 390
PO Box 4755 Milperra, BC NSW 1891 Australia.
Sales Hotline 1300 783 601 Sales Fax (02) 9783 6003
www.whiteint.com.au

White International NZ Ltd
PO Box 12704 Penrose, Auckland, New Zealand
Sales Hotline 0800 509 505 Sales Faxline 0800 504 344
www.whiteint.co.nz

Installation & Operating Instructions

BIANCO JH range of submersible pumps is suitable for small to medium dewatering applications. BIANCO Vortex models (B) are suitable for pumping small soft solids in suspension. The multistage JH8003P is designed for clean water only, and when installed with a suitable controller, can provide household water pressure automatically. Submersible pumps are very quiet and are ideal for applications within residential areas for storm water pits, basements, and household pressure (JH8003P).

Suitable Fluids

This pump is designed to pump waste water, clean water and water containing mild pollutants at ambient temperatures. It is **not to be used** for pumping flammable or corrosive fluids.

Installation

The BIANCO JH pumps are completely submersible up to 10 metres and can be installed on a level surface in a stationary position connected to either fixed pipe work or flexible hose. Never remove or lift a pump by the power cable. Instead connect a rope to the handle during installation.

External float switch versions should be placed in a sump of a suitable size i.e minimum 500mm x 500mm x 500mm or 500mm x 500mm x 600mm (BIA-JH8003P) so that the float switch is not restricted or could be caught in the up position. The external float switch is adjustable by moving the float switch cable in its latching holder. The float switch must be installed so that the ON and OFF operating points can be easily reached, and that the float switch head is not too close to the latching holder which prevents correct operation. The float switch must not touch the base of the sump or tank which will prevent the pump turning off.

The internal float switch on the JH40011 can be set to manual so that the pump can scavenge water down to 5mm.

All pumps must not be allowed to run dry.

Motor Cooling

All models rely upon water flow around the motor for correct motor cooling.

All models are suitable to operate partially submerged for periods up to 10 minutes.

Operating at very low flows caused by high heads or restricted pipe work may cause motor over heating.

Power Connection

A power point (10 amp) should be provided by a qualified electrician, and a residual current device with a nominal trip current of 30ma should be installed in compliance with the requirements of AS 3000.

All single phase models have an automatic reset thermal overload protection built in, and overload will switch the motor off and later will automatically reset and switch the motor on when the motor has cooled down.

The appliance (pump) is not intended for use by young children or infirm persons without supervision

Young children should be supervised to ensure that they do not play with the appliance.



12 MONTHS WARRANTY*

TERMS & CONDITIONS

(Subject to the provisions of the Trade Practices Act and Goods and Consumer Protection Legislation of various states throughout Australia and New Zealand)

- 1) White International Pty Ltd warrants that the pumps that we distribute, are free from defects in workmanship and materials, for 12 months from the date of purchase. Subject to the conditions of the warranty White International will repair any defective products free of charge at the premises of our authorised service agents throughout Australia and New Zealand.
- 2) This warranty excludes transportation costs to and from White International or its appointed service agents and excludes defects due to non-compliance with installation instructions, neglect or misuse, inadequate protection against freezing, low voltage or use or operation for purposes other than those for which they were designed. For further information regarding the suitability of your intended application contact us on our Sales Hotline.
- 3) The 12 months warranty refers to all BIANCO Pumpz sold after the 1st May 2003, and is not transferable to another BIANCO pump and only applies to the original owner, purchaser or end user, and is subject to the Trade Practices Act and Goods and Consumer Protection legislation of the various states throughout Australia and New Zealand.
- 4) Our warranty commences from the date of purchase of the above mentioned pumps. Proof of purchase is required before consideration under warranty is given. Record your date of purchase in the space below and retain this copy for your records.

Date of Purchase: _____

Model Purchased: _____



WHITE INTERNATIONAL PTY LTD
A.B.N. 45 000 719 390
62-90 Ashford Ave, MILLERRA NSW, 2214
P.O.Box 41782, MILLERRA S/C, NSW (1891)
Ph 02 9783 0000 Fax 02 9783 8001
CUSTOMER SERVICE HOTLINE 1300 793 801
CUSTOMER SERVICE FACSIMILE 02 9783 8003

WHITE INTERNATIONAL NZ LTD
138 Hugo Johnston Drive,
PENROSE AUCKLAND, NZ
P.O.Box 12704, Penrose Auckland)
Ph 09 879 9777 Fax 09 879 7775
CUSTOMER SERVICE HOTLINE 0800 509 506
CUSTOMER SERVICE FACSIMILE 0800 804 344

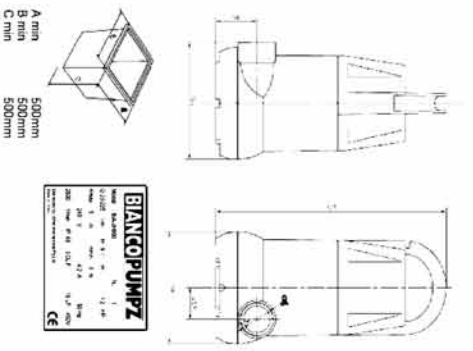
WEBSITE: www.whiteintl.com.au

EMAIL: Sales Enquiries: sales@whiteintl.com.au

General info enquiries: info@whiteintl.com.au

Trouble Shooting

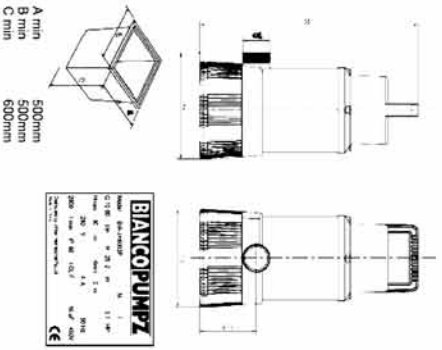
Fault	Cause	Remedy
Pump does not start	No mains supply Blown fuse or tripped breaker Impeller jammed Pump has tuned off on thermal cut out Float switch jammed down Insufficient water level	Check that power is available and switch is on Replace or reset Disconnect power and clean impeller area Allow time to reset Free switch and move pump Float switch must be 45 deg above horizontal
No or low flow	Strainer or impeller blocked by debris Airlock in discharge pipework Discharge hose is bent or kinked Damage caused by dirty or abrasive water Excessive friction loss or delivery head	Clean strainer and impeller Ensure pump body is filled with water Straighten discharge hose Clean pump and replace parts Increase pipe size and increase pump size.
Pump will not turn off	Float switch jammed up Excessive friction loss or delivery head	Free switch and move pump Increase pipe size and increase pump size.
Pumps switches off after short period	Thermal overload has tripped	Ensure impeller is not clogged Ensure water temperature is below 35 deg C Ensure pump not operating on extension lead Ensure pump not operating at low flow



BIA-JH600

150 mm auto on

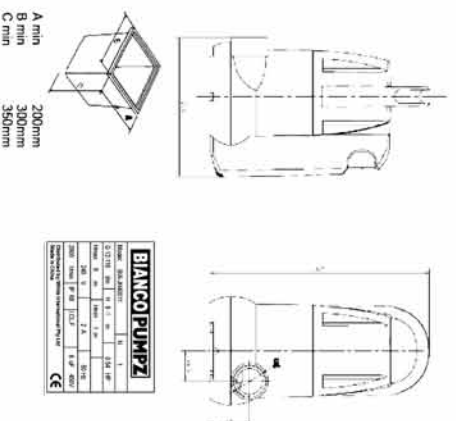
60 mm auto off



BIA-JH8003P

150 mm auto on

60 mm auto off

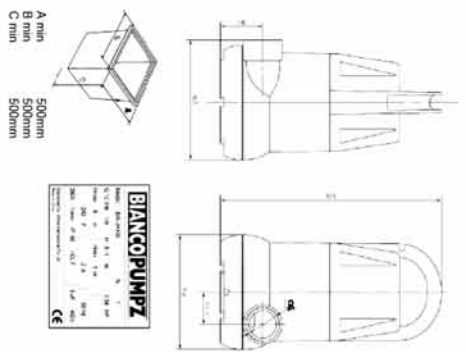


BIA-JH40011

150 mm auto on

60 mm auto off

5 mm manual scavenger



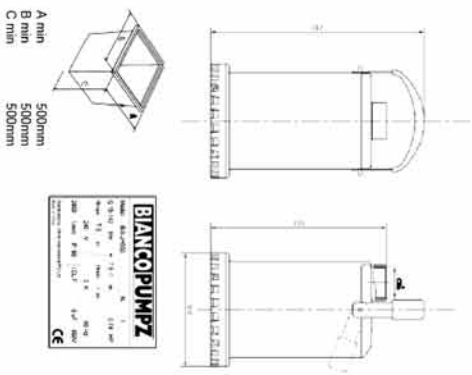
A min
B min
C min
500mm
500mm
500mm



BIA~JH400

150 mm auto on

60 mm auto off



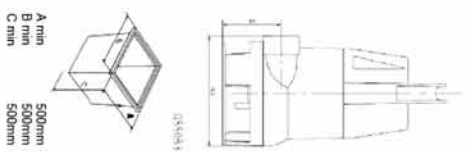
A min
B min
C min
500mm
500mm
500mm



BIA~JH550

150 mm auto on

60 mm auto off



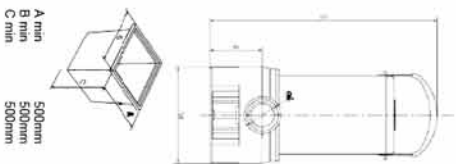
A min
B min
C min
500mm
500mm
500mm



BIA~JH50B

150 mm auto on

60 mm auto off



A min
B min
C min
500mm
500mm
500mm



BIA~JH750B

150 mm auto on

60 mm auto off